

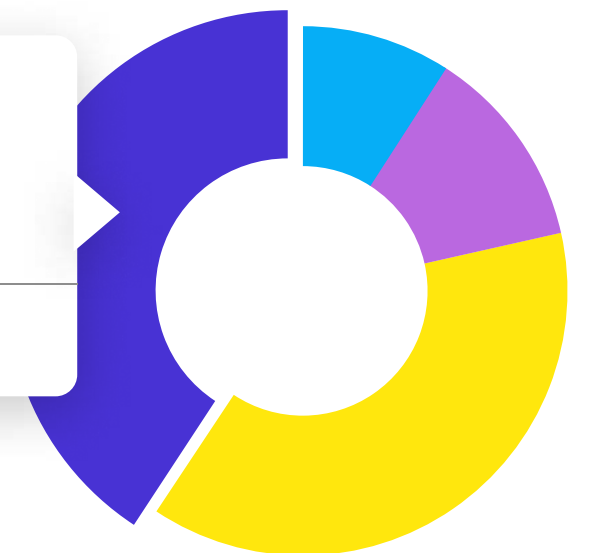
EXPENSE MANAGEMENT

Expenses

₹21000

32.05%

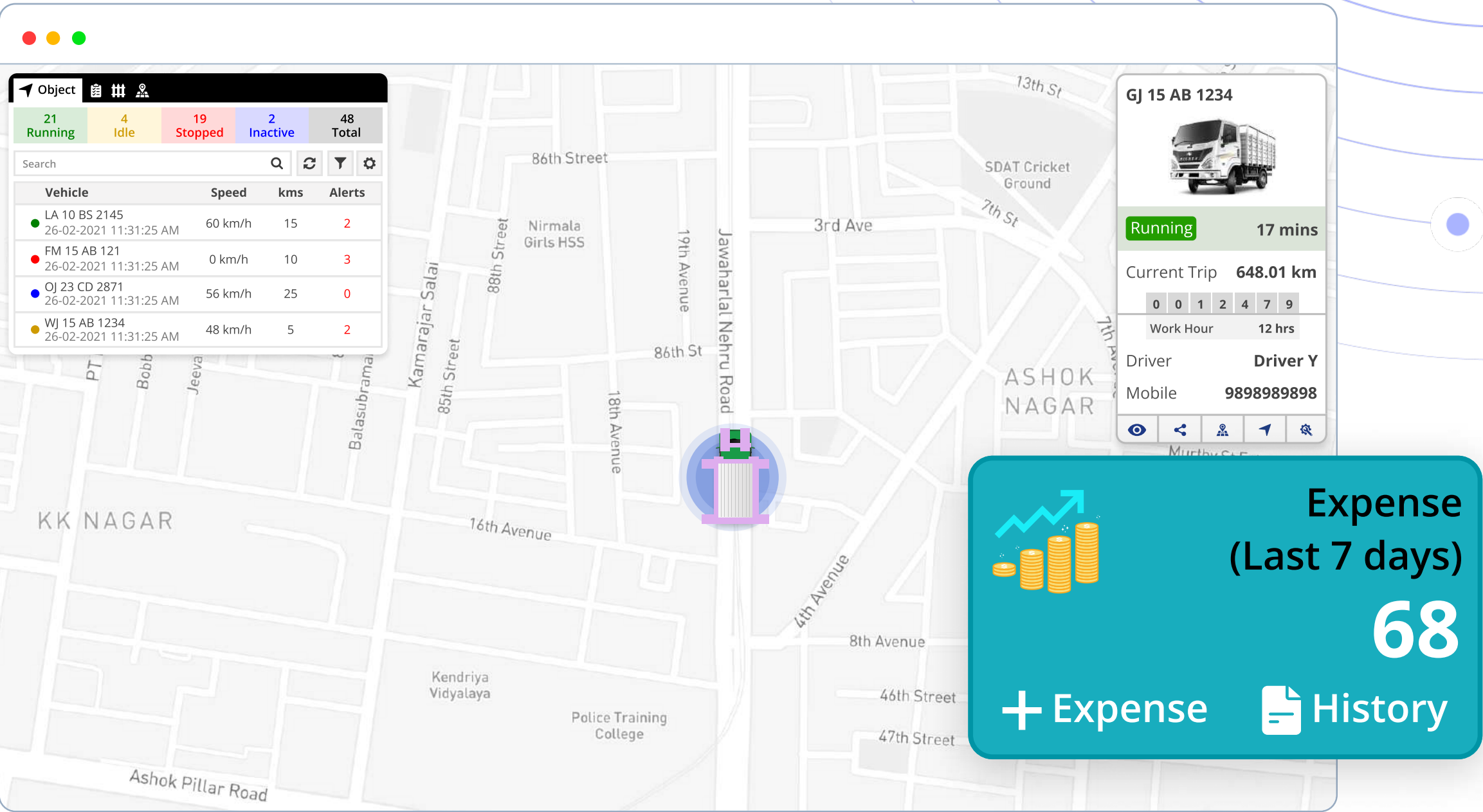
Maintenance



Get Expenses Under Control

In the fast-paced world of fleet management, keeping a tight grip on expenses is crucial for maintaining profitability and operational efficiency. However, managing and tracking expenses manually can be a daunting and time-consuming task, leading to potential errors and inefficiencies. That's where our advanced expense management software comes in.

The software is specifically designed to simplify and streamline expense management for fleet operations. It empowers fleet managers to gain complete control over their expenses, enhance financial visibility, and make informed decisions to drive business success.



Expense Categorization

Categorize expenses effortlessly based on **fixed and variable costs**. Gain valuable insights into cost structure and financial dynamics. Easily differentiate between expenses that remain constant (fixed costs) and those that fluctuate (variable costs).

Analyze, control, and make informed decisions about expenses more effectively. Simplify expense management and streamline financial reporting with the intuitive categorization feature.

Add Expense

Category* :

☒ Variable

☐ Fix

Type* :

Accident

Expense Date* :

Amount* :

5058

Reference Number :

12546

Odometer :

1342

Work Hour :

04:13

Bill Upload :

Choose file

No file chosen

Description :

Tail light broken

Save

Reset

History

Add Expense

Category* :

☐ Variable

☒ Fix

Type* :

Depreciation

Expense Date* :

Amount* :

Reference Number :

Odometer :

1342

Work Hour :

04:13

Bill Upload :

Choose file

No file chosen

Description :

Tail light broken

Save

Reset

History

Easy Expense Entry

Automated


The software automatically imports and inputs expense data from various sources such as fuel cards, credit cards, or integrated systems. This reduces manual data entry and improves accuracy.

With automated data synchronization and real-time processing, fleet managers have instant visibility into expense data. This enables timely decision-making and financial analysis.

Excel upload

Simplify expense entry process by uploading expenses directly via excel spreadsheets. Save time and effort by importing multiple expenses at once, ensuring accuracy and consistency.


This feature provides users with flexibility, and convenience. It enables efficient management of bulk expenses.





Ramesh p.
GJ15FF1459


Total Expense
₹33,420.00


Expenses summary



**Fuel**
₹7860.00
Transaction via Fuel card



**Toll**
₹3560.00
Transaction via Driver card

**Tire**
₹4200.00
Transaction via Credit card

**Insurance**
₹16050.00
Transaction via Driver card

**Maintenance**
₹1750.00
Transaction via Driver card





Upload

Bulk Expense

Reseller* : Enterprises

Company* : FleetTrack

Branch* : FleetTrack

Upload File* :

Sample file : [Download sample file](#)

3

Insightful Reports

Analyze expense patterns over time, identifying trends and patterns in spending behavior. Fleet managers can identify cost-saving opportunities, forecast future expenses, and make informed decisions based on historical data.

- Expense Report**
Provides an overview of total expenses incurred within a specified period, broken down by expense categories such as fuel, tyre, tolls, drivers, etc.
- Cost Per Vehicle Report**
Get a detailed breakdown of costs such total cost, cost per mile/kilometer, cost per day, cost per hour, and monthly bifurcation.
- Maintenance History Report**
This report helps businesses track incidents, analyze costs, and make informed decisions to improve maintenance efficiency and control expenses effectively.
- Categorywise Expense Report**
Analyzes expenses by categories, showing the distribution of spending across different expense types.
- And many more...**

Expense Report						
Object	Fuel	Tyre	Accidents	Toll Roads	Drivers	Total Expenses
GJ 15 AA 9022	3000	10000	1750	3200	12500	30450
MH 02 RR 5689	4210	-	565	2900	15000	22675
KA 10 PO 3482	4930	-	-	3300	14500	22730
GJ 28 HH 1122	2450	-	-	-	-	-
DL 12 DD 5553	3500	-	-	-	-	-
GA 01 LL 2020	4200	-	-	-	-	-
KL 15 CN 2002	5200	-	-	-	-	-
DL 06 MN 8021	4120	-	-	-	-	-
GJ 15 AB 1234	4512	-	-	-	-	-
GJ 15 CN 6800	2200	-	-	-	-	-

Maintenance History						
Branch	No of Objects in Accidents	No of Objects in Repairs	Accident Expense	Repair Expense	Total Expenses	
Enterprises	5	2	6100	2600	8700	
KG Software	1	4	1250	7460	8710	
TechFleet	4	-	-	-	-	
Naidoo	6	-	-	-	-	
Vulcan	2	-	-	-	-	
Howen	4	-	-	-	-	
TechFleet	1	-	-	-	-	
KKC	7	-	-	-	-	
FleetTachno	2	-	-	-	-	

Object Cost						
Object	This Month			Last Month		
	Cost per Distance	Cost per Day	Cost per Hour	Cost per Distance	Cost per Day	Cost per Hour
MH 02 RR 5689	1.26	600.0	25.0	1.26	600.0	25.0
KA 10 PO 3482	1.11	450.0	22.0	1.11	450.0	22.0
GJ 28 HH 1122	1.19	500.0	21.0	1.19	500.0	21.0
DL 12 DD 5553	2.01	-	-	-	-	-
GA 01 LL 2020	1.00	-	-	-	-	-
KL 15 CN 2002	1.35	-	-	-	-	-
DL 06 MN 8021	1.89	-	-	-	-	-
GJ 15 AB 1234	1.19	-	-	-	-	-
GJ 15 CN 6800	1.26	-	-	-	-	-

Category Wise Expense Summary						
Object	Category	Type	Amount	Reference No.	Description	Bill Attached
GJ 15 AA 9022	Variable	Accidents	11215	239131	Tail light damage	-
MH 02 RR 5689	Variable	Fuel - CNG	565	312391	-	Download
KA 10 PO 3482	Fix	Tire	18215	542616	-	-
GJ 28 HH 1122	Fix	Insurance	14410	686045	-	Download
DL 12 DD 5553	Variable	Toll	450	242528	-	Download
GA 01 LL 2020	Variable	Fuel - Petrol	2500	124890	-	-

Charts

Get visual representations of expense data, and identify trends, patterns, and areas for improvement. It support data-driven decision-making, budget planning, and cost optimization within the organization.

- Cost Distribution Chart**

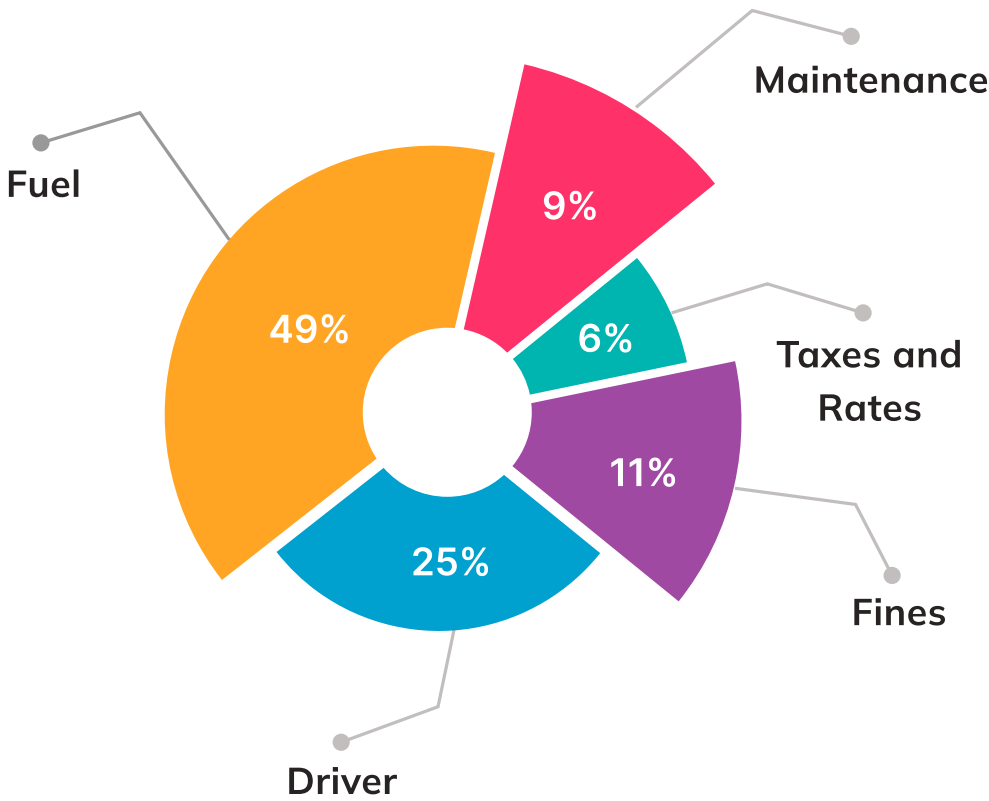
This chart represents the distribution of expenses across different cost elements or categories. It provides a visual overview of how expenses are allocated, enabling users to identify areas of high or low expenditure.

- Cost by Time Chart**

This chart displays the expense trends over a specific period, allowing users to track and compare expenses over time. It helps identify patterns, fluctuations, and seasonality in expenses.

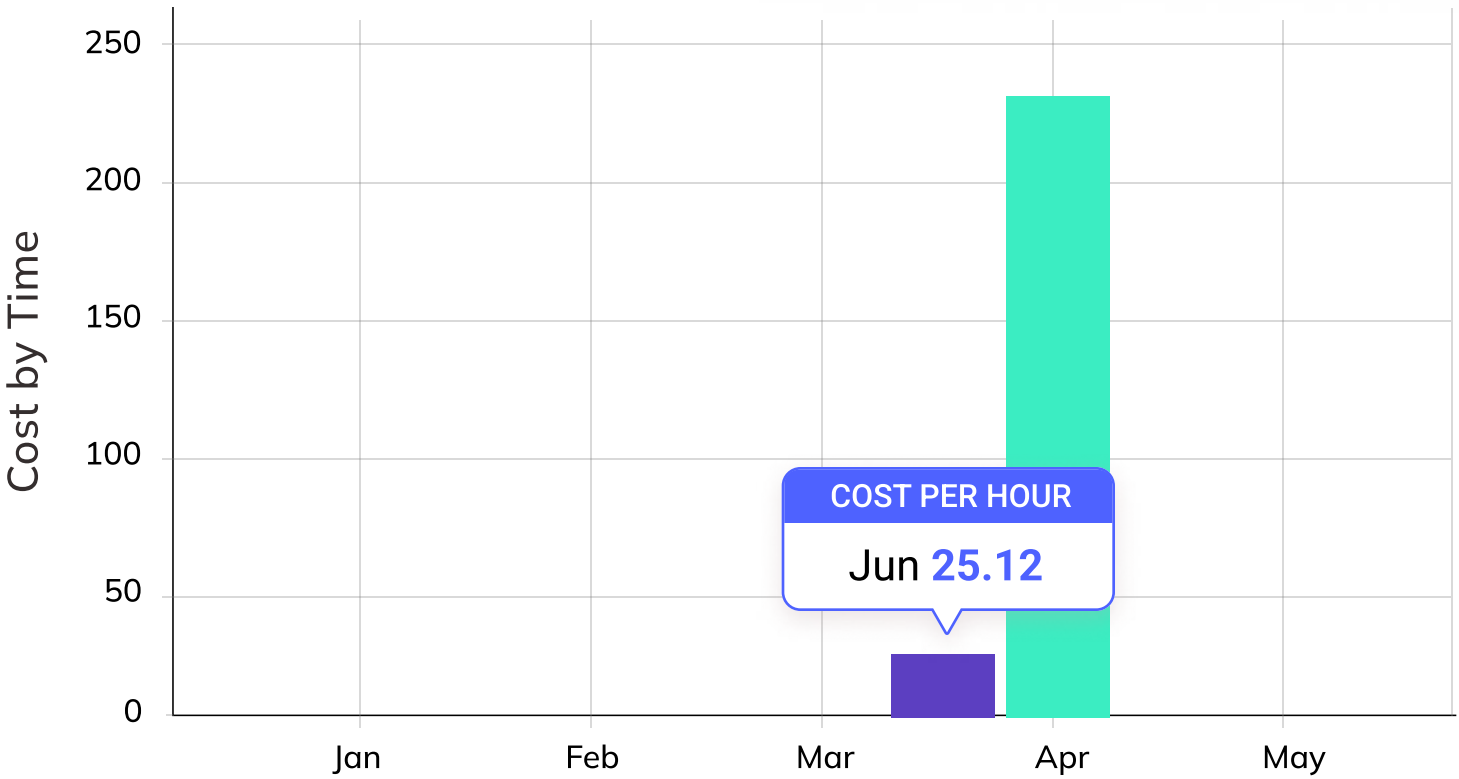
- And many more...**

Cost Distribution Chart



Cost by Time

Fuel Object
[monthly wise]



Comprehensive Expense Management in the Trucking Industry

Challenges







- Tracking fuel consumption and optimizing efficiency is crucial.
- Maintenance and repairs are costly and impact operational efficiency.
- Driver expense is a challenge with regulations, reimbursement policies, and accurate record-keeping.
- Toll and road expenses such as recording, reconciling, and allocating charges to trips or drivers.

Solution

- Centralized tracking of fuel, maintenance, driver, toll, and insurance expenses.
- Automated data capture and categorization.
- Detailed expense reports and analytics provide actionable insights, facilitating data-driven decision-making to drive cost savings.

Results

- Streamlined expense tracking processes.
- Optimized costs and operational efficiency.
- Compliance with regulations.
- Informed decision-making for financial success.

	Driver Omkar Singh		Vehicle DL 01 LK 6475
	Fuel	₹5000	>
	Insurance	₹15000	>
	Maintenance	₹3200	>
	Toll	₹2500	>



Empowering **Rental Fleets** with Efficient Expense Management

Challenges

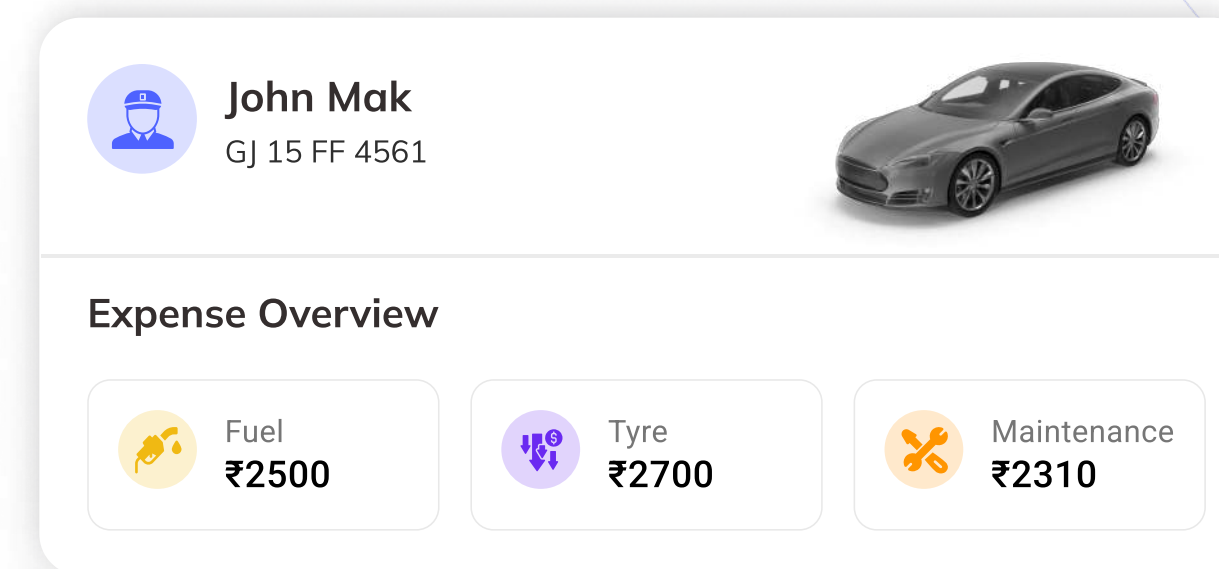
- Tracking and managing fuel expenses for multiple vehicles
- Handling maintenance and repair costs across the fleet
- Monitoring vehicle depreciation to assess asset value
- Ensuring compliance with insurance and licensing requirements

Solution

- Track and categorize expenses for fuel, maintenance, repairs, and depreciation
- Automate expense data capture through integrations with fuel cards, maintenance records, etc.
- Generate detailed and customizable expense reports for analysis and decision-making
- Schedule and manage maintenance tasks with reminders and notifications

Results

- Improved cost visibility and control through detailed expense tracking
- Enhanced maintenance planning, leading to reduced downtime and repair costs
- Accurate financial analysis for better budgeting and profitability assessment
- Streamlined compliance with insurance, licensing, and registration requirements



Our software is designed to be **flexible, scalable, and customizable**.
We understand that every business is unique, and we work closely with our customers to ensure that our solutions are tailored to meet their specific needs.

Contact us today to learn more about how our software can benefit your business.

info@uffizio.com

Thank you!